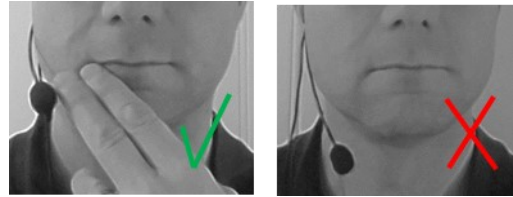


TWISTLOCK INSTRUCTIONS

7.



Gently bend the microphone boom for correct position. The microphone shall not be too close to the mouth!

8.



If secure fitting is not possible, use a single stripe of transparent medical tape to fixate the headset and boom position.

TWISTLOCK INSTRUCTIONS

1.

Left ear-
piece



Right ear-
piece



Select Left or Right ear fitting.

2.

XL



L



M




S



Select proper knob size. Test different sizes to find the proper fit.

TWISTLOCK INSTRUCTIONS

3.



Select ear-tip size. Test different sizes to find the proper fit.


4.



Fit Knob and Ear-tip according to the left picture. Note that there is no marking on ear-piece, only on ear-tip.

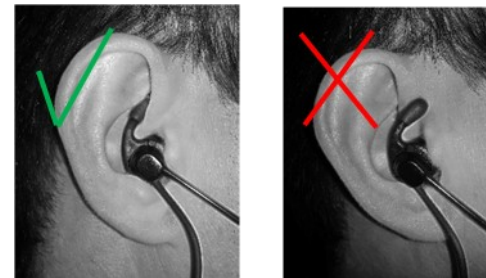
TWISTLOCK INSTRUCTIONS

5.



Open headset lever and fit the ear-piece. Then set lever in locking position

6.



Target the ear-tip to the ear-canal. Fit the headset to the ear by turning gently and pressing inwards. Keep pressing for 10s.